



Allegro con spirito

3.

Musical notation for the first system, including a treble and bass clef with various notes and fingerings. A small treble clef staff at the top shows a triplet of eighth notes.

Musical notation for the second system, including a treble and bass clef with various notes and fingerings. Dynamics include *f*, *mf*, *f*, and *cresc.*

Musical notation for the third system, including a treble and bass clef with various notes and fingerings. Dynamics include *f* and *dim.*

Musical notation for the fourth system, including a treble and bass clef with various notes and fingerings. Dynamics include *p*.

Musical notation for the fifth system, including a treble and bass clef with various notes and fingerings. Dynamics include *f*, *p*, and *cresc.*

a)
 Oppure: O bien:
 Oubien: Or:

Musical notation for the sixth system, including a treble and bass clef with various notes and fingerings. The word "(sopra)" is written below the bass clef staff.

First system of a piano score. The right hand features a melodic line with slurs and fingerings (1, 2, 3, 4, 5). The left hand provides harmonic support with chords and single notes. A measure rest is present in the left hand.

Second system of a piano score. The right hand continues the melodic line. Dynamics include *f* and *p*. A *cresc.* marking is visible. The left hand has a measure rest.

Third system of a piano score. The right hand has a melodic line with slurs and fingerings (1, 3, 2, 1). The left hand has a measure rest. Dynamics include *f* and *p*. A measure rest is present in the left hand.

Fourth system of a piano score. The right hand has a melodic line with slurs and fingerings (1, 3, 1, 3, 1, 3, 1, 3). The left hand has a measure rest. Dynamics include *p*.

Fifth system of a piano score. The right hand has a melodic line with slurs and fingerings (1, 4, 1, 4, 1, 4, 1, 4). The left hand has a measure rest. Dynamics include *f* and *p*. A *tr* marking is present.

Sixth system of a piano score. The right hand has a melodic line with slurs and fingerings (1, 3, 1, 3, 1, 3, 1, 3). The left hand has a measure rest. Dynamics include *p*.

b) Il passo deve eseguirsi tutto eguale. Nel fare lo staccato l'allievo si serva solo del dito senza l'aiuto del polso che produrrebbe l'effetto di legature ogni tre note:

b) Le passage doit s'exécuter uniformément. Pour le staccato que l'élève se serve du doigt seulement sans le concours du poignet ce qui produirait l'effet d'une liaison chaque trois notes:

b) El pasaje debe ejecutarse todo igual. El staccato debe hacerlo el alumno utilizando solamente el dedo, sin ayuda de la muñeca, lo que produciría el efecto de una ligadura cada tres notas:

b) The notes of the passage must all be executed evenly. When executing the staccati the pupil must only use the finger without the help of the wrist which would produce the effect of tying every three notes:

c) La divisione ritmica è la seguente:
c) La division rythmique est la suivante:

c) La división rítmica es la siguiente:
c) The rhythmic division is the following:

4 2 3 1 4 2 3 3 4 1 5 3

p *mf*

4 2 3 1 2 1 3 2 4

p *mf*

d) 2 3 2 3 2 3 1 3 2 3 1 3 2 3 1
(2 3 2 3 2 3 2)

2 3 2 3 2 3 1

p cresc. *f*

f

f dim. *p*

d) Oppure, più facile: ecc.

d) Ou bien plus facile: etc.

d) O bien más fácil: etc.

d) Or, more easy: etc.

First system of musical notation. Treble clef, key signature of one sharp (F#). The right hand features a melodic line with slurs and fingerings (1, 3, 4, 5, 4, 3, 1, 3). The left hand has a bass line with a 5 in the first measure and a 4 in the second measure. A dynamic marking of *f* is present in the third measure.

Second system of musical notation. Treble clef, key signature of one sharp (F#). The right hand continues the melodic line with slurs and fingerings (2, 1, 4, 5, 4, 3, 1, 3, 3, 3, 3, 3). The left hand has a bass line with a 2 in the second measure and a 1 in the third measure. A dynamic marking of *f* is present in the second measure.

Third system of musical notation. Treble clef, key signature of one sharp (F#). The right hand has a melodic line with slurs and fingerings (1, 3, 4, 1, 5, 3, 4, 1, 5). The left hand has a bass line with a 4 in the first measure and a 4 in the second measure. A dynamic marking of *f* is present in the second measure, and a *p* marking is present in the third measure.

Fourth system of musical notation. Treble clef, key signature of one sharp (F#). The right hand has a melodic line with slurs and fingerings (3, 4, 4, 2). The left hand has a bass line with a 4 in the first measure and a 4 in the second measure.

Fifth system of musical notation. Treble clef, key signature of one sharp (F#). The right hand has a melodic line with slurs and fingerings (3, 5, 3, 2, 4, 3). The left hand has a bass line with a 5 in the first measure and a 4 in the second measure. A dynamic marking of *f* is present in the second measure, and a *p* marking is present in the third measure. A small inset shows a triplet of notes (2, 4, 3) with a '3' below it.

System 1: Piano introduction. Treble clef with a forte (*f*) dynamic. Bass clef accompaniment. The system ends with a first ending bracket and a trill flourish.

System 2: First ending (1.). Treble clef with piano (*p*) and forte (*f*) dynamics. Includes a trill flourish labeled "13212 tr".

System 3: Second ending (2.). Treble clef with forte (*f*) dynamic. Bass clef accompaniment.

System 4: Trill flourish. Treble clef with a trill flourish labeled "32 tr". Bass clef accompaniment with piano (*p*) dynamic.

System 5: Final section. Treble clef with a trill flourish labeled "tr" and mezzo-forte (*mf*) dynamic. Bass clef accompaniment with piano (*p*) and energetic (*energico*) dynamics. Includes alternative chord voicings for "Oppure:", "O bien:", "Or:", and "Ou bien:". The system concludes with a 6/8 time signature.

Allegro

p

ten. *ten.* *ten.*

a) *b)2* *c)*

tr *cresc.*

f *p* *f*

a) Più facile:

a) Plus facile:

b) Vedi osservazione a) à pag. 65.

b) Voyez note d) à page 65.

c) Si consiglia di far partecipare anche la mano destra agli accenti della mano sinistra, marcando questo passo nel

modo seguente:

c) Nous conseillons de faire participer aussi la main droite aux accents de la main gauche, en accentuant ce passage

de la façon suivante:

a) Más fácil:

a) More easy:

b) Véase observación d) pag. 65.

b) See remark d) at page 65.

c) Aconséjase hacer participar también la mano derecha en los acentos de la mano izquierda, marcando este pa-

saje del modo siguiente:

c) It is advised to let the right hand also participate in the accents of the left, accenting this passage in the

following way:

First system of musical notation, including treble and bass clefs, with various rhythmic patterns and fingerings.

d)

Second system of musical notation, including a piano exercise labeled "d)" with a wavy line and a piano exercise labeled "f marc." with a treble and bass clef.

Third system of musical notation, featuring a piano exercise labeled "p a tempo" and "p".

Fourth system of musical notation, featuring a piano exercise labeled "f brillante, molto articolato".

Fifth system of musical notation, featuring a piano exercise labeled "p" and "cresc.".

d) Oppure, più facile: ecc.

d) O bien, más fácil: etc.

d) Ou bien, plus facile: etc.

d) Or, more easy: etc.

Musical score system 1, first system. Treble clef. *f legato*. Fingerings: 1 4, 2 4, 3 4, 2 3 1 2 1 4, 2 3 1 4 2 3, 1 2 1 4 2 3, 1 4 2 3 1 4. Bass clef. Fingerings: 3, 3, 3, 2 3 1 2 1 4.

Musical score system 2, second system. Treble clef. Fingerings: 1, 2, 1, 5, 2, 1, 2, 3, 5, 3, 2, 1, 3, 3. Bass clef. Fingerings: 5, 4, 5, 5, 5. Includes a trill in the bass clef.

Musical score system 3, third system. Treble clef. Fingerings: 3 2 3 1 3 2 3 1, 3 2 1 3, 4, 4, 5, 4, 4. Bass clef. Fingerings: 2 4, 5, 5, 5, 5. Includes a trill in the treble clef. Dynamics: *f*, *p*.

Musical score system 4, fourth system. Treble clef. Fingerings: 5, 4, 4, 5, 3, 4, 2, 1, 1, 5, 4, 2. Bass clef. Fingerings: 2, 2, 2, 2, 2, 2, 2, 2. Dynamics: *p*, *dim. e rall.*, *ten.*, *pp*.

e) Oppure:

e) O bien:

e) Ou bien:

e) Or:

The musical score on page 76 is a single system for a grand piano. It consists of two staves: the upper staff is in treble clef and the lower staff is in bass clef. The piece begins with the instruction *p a tempo*. The first system contains several measures with complex melodic lines and fingerings (1, 2, 3, 4, 5). The second system includes the instruction *ten.* (tenuto) and *cresc.* (crescendo). The third system features a *f* (forte) dynamic. The fourth system includes a *tr* (trill) marking. The fifth system ends with a *tr* marking and a triplet. The sixth system begins with *marc.* (marcato). The score is filled with detailed musical notation, including slurs, accents, and various rhythmic patterns.

3 2 3 1 4 3 2 1
rall. (31 31) 3 *pp*

rall. *pp*

Detailed description: This system contains three staves. The top staff features a complex, rapid melodic line with many sixteenth notes, marked with a *rall.* and *pp* dynamic. The middle staff has a few long, dotted notes, also marked with *rall.* and *pp*. The bottom staff provides a steady accompaniment with eighth and quarter notes.

p a tempo

ten. ten. ten. *tr*

Detailed description: This system contains two staves. The top staff has a melodic line with some triplets and a trill (tr) at the end. The bottom staff has a rhythmic accompaniment with notes marked *ten.* (tenuis). The tempo is marked *p a tempo*.

Minore

p

Detailed description: This system contains two staves. The key signature changes to minor (one flat). The tempo is marked *p*. The top staff has a melodic line with some slurs and fingerings. The bottom staff has a bass line with some slurs and fingerings.

f *brillante*

Detailed description: This system contains two staves. The tempo is marked *f* (forte). The top staff has a melodic line with many slurs and fingerings, ending with a *brillante* marking. The bottom staff has a bass line with some slurs and fingerings.


Detailed description: This system contains two staves. The top staff has a melodic line with many slurs and fingerings. The bottom staff has a bass line with many slurs and fingerings.


First system of a piano score. It consists of two staves: a treble clef staff on top and a bass clef staff on the bottom. The key signature has two flats (B-flat and E-flat). The music features a complex melodic line in the treble with many slurs and fingerings (1-5). The bass line is more rhythmic with some slurs. A dynamic marking of *p* (piano) is present in the fourth measure.


Second system of the piano score. It continues the two-staff format. The treble staff has a prominent melodic line with slurs and fingerings. The bass staff has a more active line with slurs. A dynamic marking of *f* (forte) appears in the fourth measure. There is a small inset diagram above the treble staff in the third measure showing a sequence of notes with fingerings 1, 2, b, 4, 3.


Third system of the piano score. The treble staff continues with slurred melodic phrases and fingerings. The bass staff has a steady accompaniment with slurs. The key signature remains two flats.

Fourth system of the piano score. The treble staff features a melodic line with slurs and fingerings, including a dynamic marking of *f* (forte) in the fourth measure. The bass staff continues with its accompaniment. The system ends with a double bar line.

f) Si accentino le seguenti note:  etc.

f) Acentúense las siguientes notas:  etc.

f) Accentuez les notes suivantes:  etc.

f) Accent the following notes:  etc.

Maggiore

First system of musical notation. Treble clef: notes with fingerings 1, 2, 4, 2, 4. Bass clef: notes with fingerings 1, 4.

Second system of musical notation. Treble clef: dense sixteenth-note passage with fingerings 3, 1, 3, 4, 3, 1, 3, 4, 3, 1, 3, 4. Middle staff: trills with fingerings 31, 34, 31, 34, 31, 34. Bass clef: notes with fingerings 4, 5, 4, 5, 4, 5.

Third system of musical notation, marked 'h)'. Treble clef: sixteenth-note passage with fingerings 3, 1, 2, 1, 3, 1, 2, 1, 3, 1, 4, 3, 2, 1, 3, 1, 4, 3, 2, 1. Middle staff: trills with fingerings 31, 21, 31, 21, 31. Bass clef: notes with fingerings 4, 2. Performance markings: *rall.*, *pp*, *lento*, *lunga*.

g) Rileggi l'osservazione c) a pag. 50.

g) Véase la observación c) pag: 50.

g) Relisez la remarque c) à page 50.

g) Re-read remark c) at page 50.

Fourth system of musical notation. Treble clef: notes with fingerings 3, 1, 3, 1, 4, 5. Performance markings: *lungo trillo*, *rit.*, *lento*, *a tempo*. Text: *Oppure: O bien;*, *Ou bien: Or:*

a tempo

a tempo

ten. ten. ten.

cresc.

f p

f

tr

tr

4 1 1 2 2

4 3 2 4 3 4

4 3 2 1

3 4 5 4 3

3 2 1 3

3 4 3 2 1 3

4 5

The first system of musical notation consists of two staves, treble and bass. The treble staff begins with a 4/4 time signature and contains several measures of music with various fingering numbers (1-5) and slurs. A dynamic marking of *brillante* is placed below the treble staff. The bass staff continues the piece with similar rhythmic patterns and fingering.

The second system of musical notation continues the piece. It features a key signature change to one flat (B-flat major or D minor) and a 4/4 time signature. The treble staff has a long slur over several measures, while the bass staff has a similar slur. Fingering numbers are clearly visible throughout.

The third system of musical notation shows further development of the piece. The treble staff has a complex sequence of notes with many slurs and fingering numbers. The bass staff also contains intricate patterns with slurs and fingering.

The fourth system of musical notation continues the technical passage. Both staves feature rapid runs of notes with numerous slurs and fingering numbers, indicating a high level of technical difficulty.

The fifth and final system of musical notation concludes the piece. It includes dynamic markings of *ff* (fortissimo) and *ten.* (ritardando). The treble staff has slurs and fingering numbers, while the bass staff has a long slur over the final measures. The system ends with a double bar line.